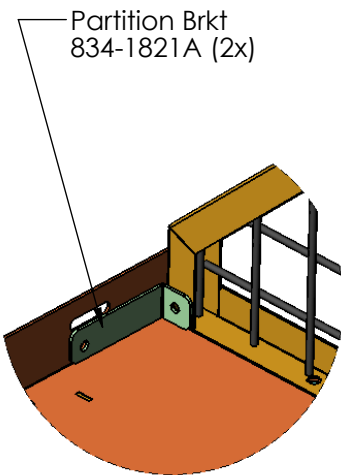
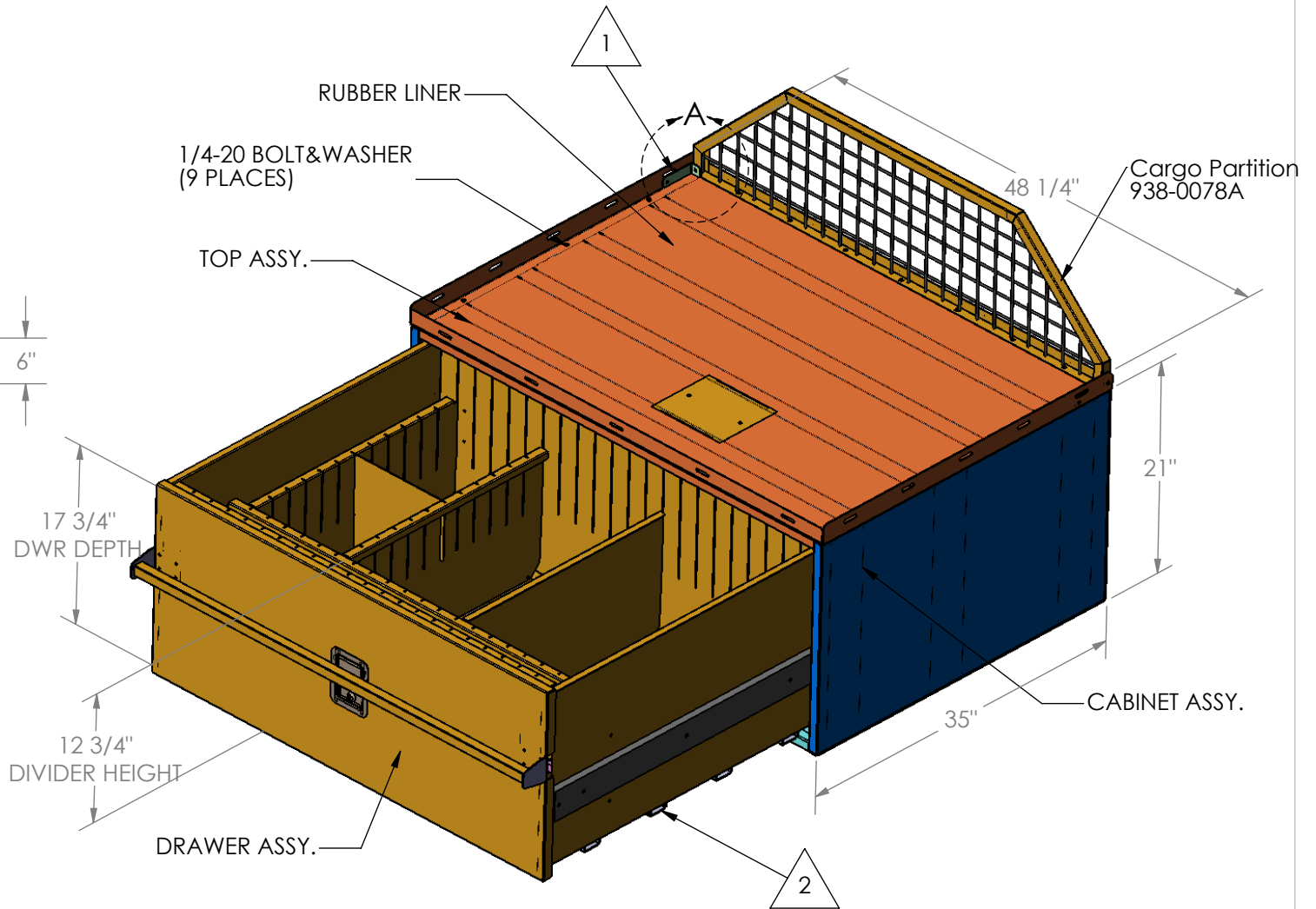
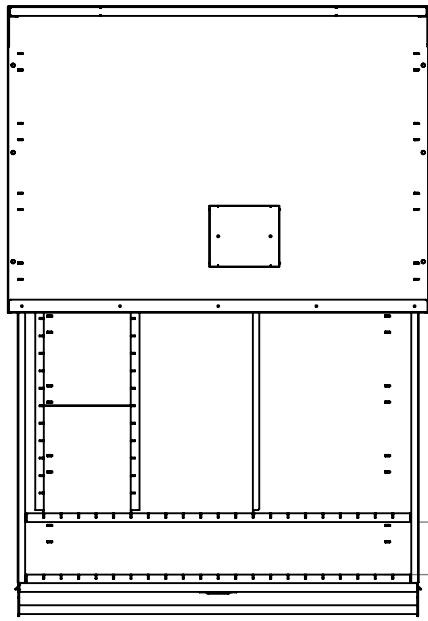


REV.	DESCRIPTION	DATE	APPROVED
1	Added Partition Brkt 1 pair	8/29/12	AD
2	Added Chan to drw Bottom	9/26/14	AD



DETAIL A
SCALE 1 : 5

NOTE: DESIGNED BASED ON CHEVY TAHOE 2014 SUB-FRAME

DIMENSIONS ARE IN INCHES TOLERANCES: FRACTIONAL: ± 1/32 ANGULAR: ± .10° TWO PLACE DECIMAL ± .010 THREE PLACE DECIMAL ± .005		NAME	DATE	
MATERIAL		DRAWN	MG 24 Jun 12	
FINISH Midnight Black Wrinkle		CHECKED	AD 26 Sept 14	CUSTOM TS-01-34 (21Hx48Wx35D)
		ENG APPR.		
		MFG APPR.		
		Q.A.		Path: \\server-file\data\MECH ENG\ARCHIVE\934-Files\934-0485A_CUSTOM TS-01-34.dwg File: 934-0485A Date: September-26-14 3:29:50 PM
		COMMENTS:		SIZE DWG. NO. A 934-0485A
				REV. 2
				USED ON: SHEET 1 OF 1