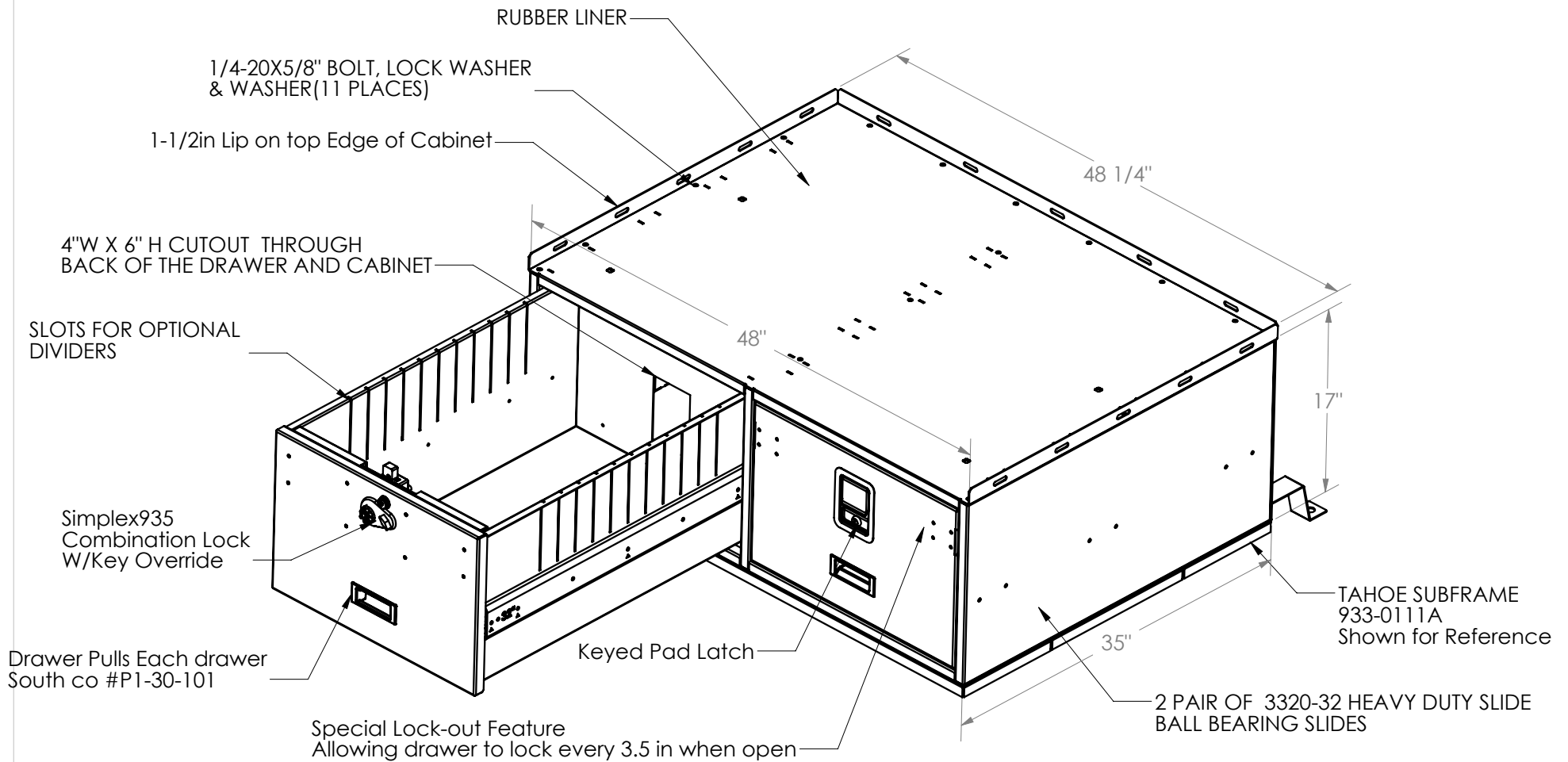


REV.	DESCRIPTION	DATE	APPROVED

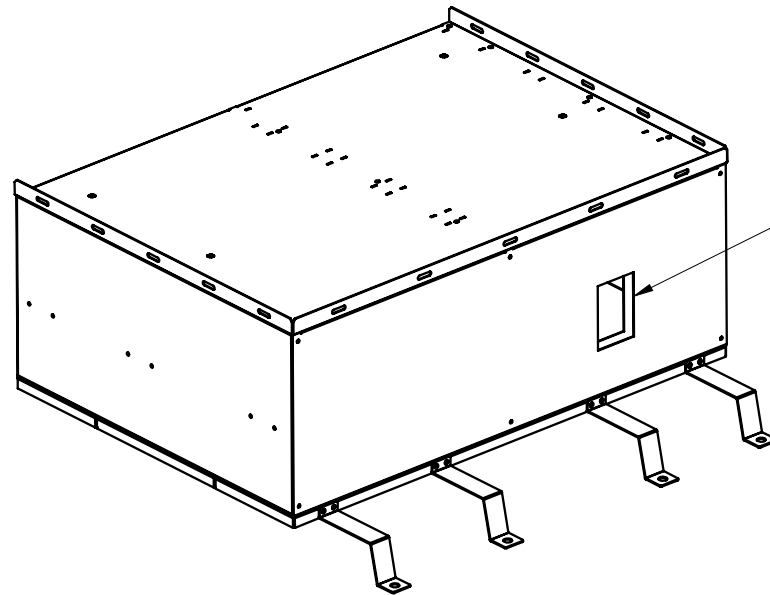


NOTES:

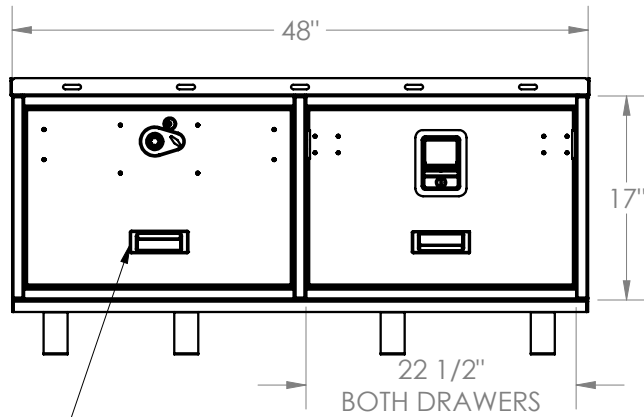
THIS CABINATE IS IDENTICAL TO 934-0644A EXCEPT DIFFERENT SIMPLEX DRAWER BASE AND CABINET BSAE. THE FINAL ASSEMBLY USES 933-0111A SUBFRAME AND NO PARTITION REQUIRED.

DIMENSIONS ARE IN INCHES TOLERANCES: FRACTIONAL ± 1/32 ANGULAR: ± .10° TWO PLACE DECIMAL ± .010 THREE PLACE DECIMAL ± .005		NAME	DATE	
MATERIAL		DRAWN	MQ 01JUL15	
FINISH		CHECKED	AD 01JUL15	Custom Simplex935 / Pad Lock (48Wx35DX17H)
Midnight Black Wrinkle		ENG APPR.		
		MFG APPR.		
		Q.A.		
		COMMENTS:		Path: Y:\M\ARCHIVE\934-Files\934-0713A custom Simplex935 File: 934-0713A Date: October-29-15 10:45:25 AM SIZE DWG. NO.
				A 934-0713A
				REV. 0
				USED ON: SHEET 1 OF 2

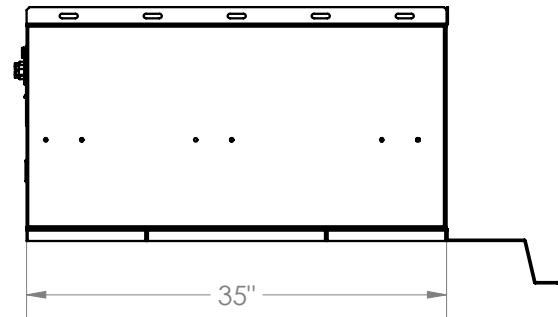
REV.	DESCRIPTION	DATE	APPROVED



4"W X 6" H CUTOUT
THROUGH BACK OF THE DRAWER



#P1-30-101
Handle
Black Plastic (2x)



DIMENSIONS ARE IN INCHES TOLERANCES: FRACTIONAL ± 1/32 ANGULAR: ± .10° TWO PLACE DECIMAL ± .010 THREE PLACE DECIMAL ± .005		NAME	DATE	
MATERIAL 11ga ALUM / 16ga CRS		DRAWN	MQ 01 JUL 15	
FINISH Midnight Black Wrinkle		CHECKED	AD 01 JUL 15	Custom Simplex935 / Pad Lock (48Wx35DX17H)
		ENG APPR.		
		MFG APPR.		
		Q.A.		Path: Y:\M\ARCHIVE\934-Files\934-0713A custom Simplex935 Cab\ File: 934-0713A Date: October-29-15 10:45:25 AM
		COMMENTS:		SIZE DWG. NO.
				A 934-0713A
				REV. 0
				USED ON: SHEET 2 OF 2