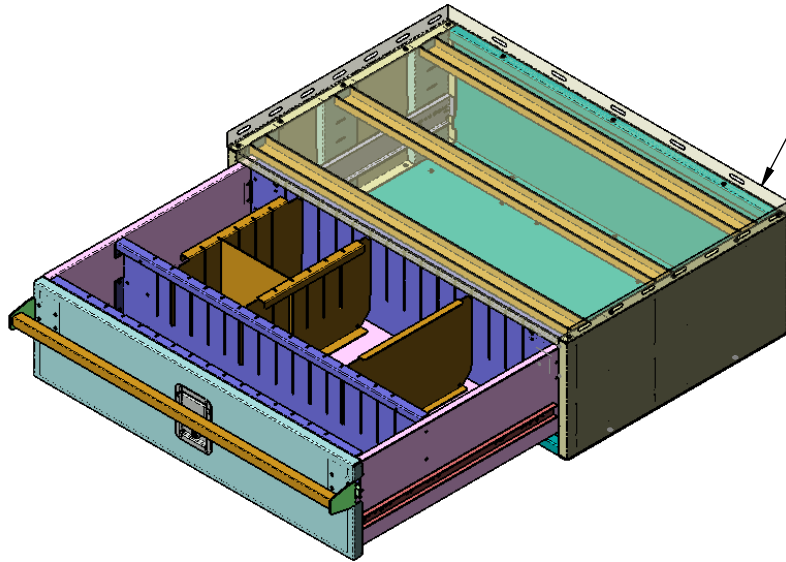
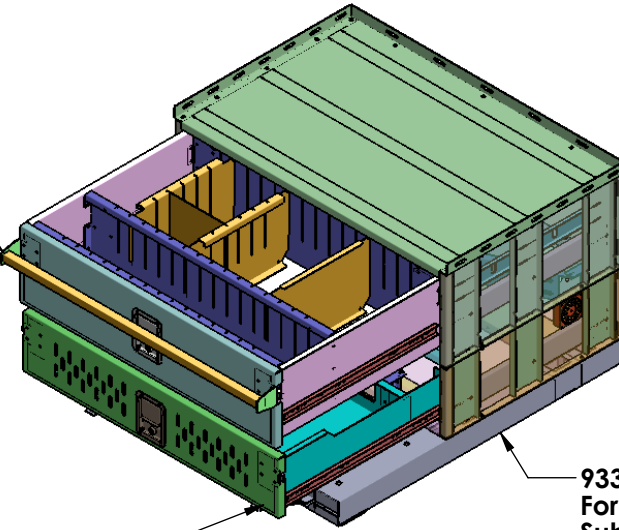


REV.	DESCRIPTION	NCR#	DCR#	BY	DATE	APPROVED

See Sheet 2 for Assembly Instructions

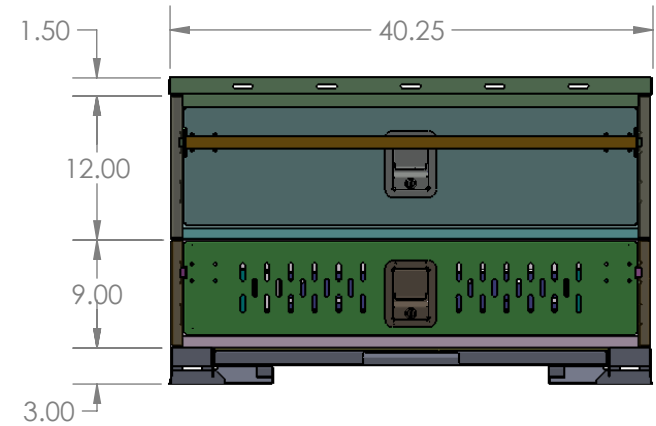
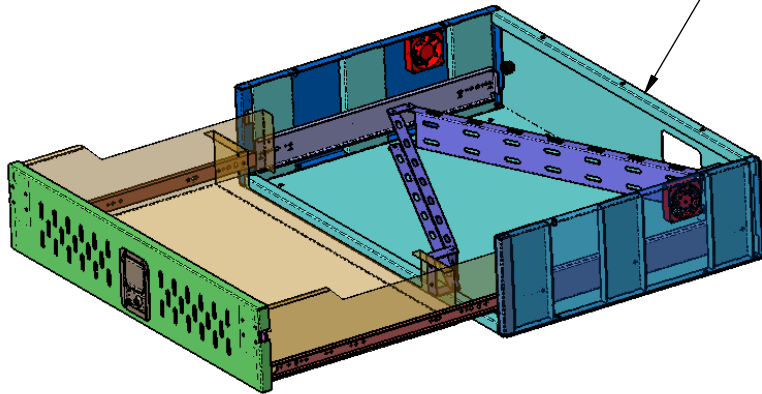


Upper
Drawer



933-0092A
Ford Explorer
Sub-frame

Electronics
Storage



DRAWING APPROVED
NAME: _____
DATE: _____
SIGNATURE: _____

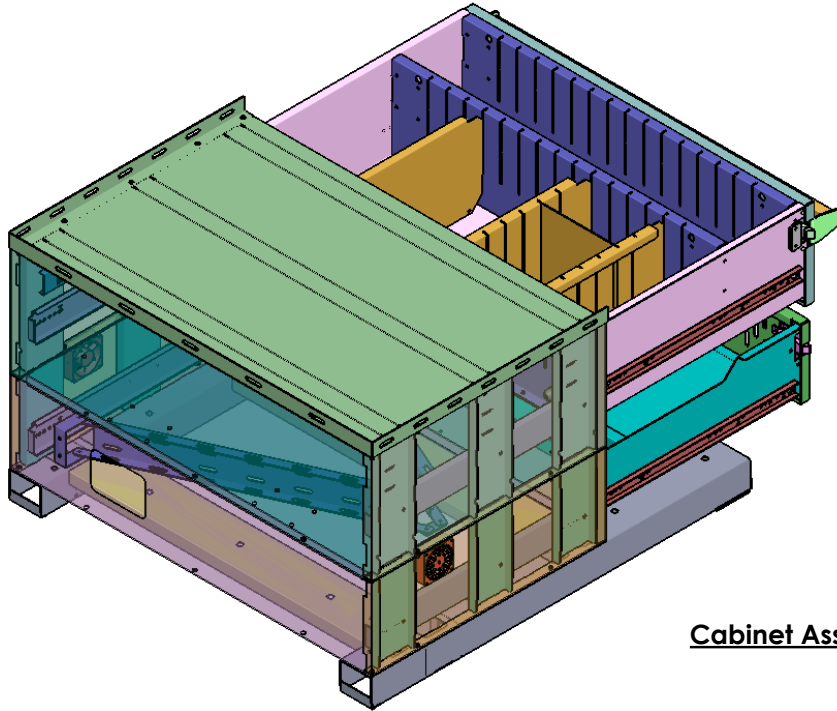
Each Drawer has 24" Heavy Duty Full Extension Slides

NAME	DATE	ELECTRONICS CO., LTD. DANDR-ANSI-A REV2 APRIL 1, 2009	SIZE
DRAWN	05 July 17		A
CHECKED	05 July 17	Path: Y:\M\MECH_DATA\934-Files\934-0814A Ford Explorer Dual Drawer Cabinet\ File: 934-0814A Date: Thursday, July 13, 2017 2:37:49 PM	
THE INFORMATION CONTAINED WITHIN THIS DRAWING IS PROPRIETARY AND CONFIDENTIAL. AND IS THE SOLE PROPERTY OF DandR ELECTRONICS CO., LTD. IT MAY NOT BE REPRODUCED AT WHOLE OR IN PART WITHOUT THE WRITTEN PERMISSION OF DandR ELECTRONICS CO., LTD.		Ford Explorer Dual Drawer Electronic Storage Cabinet	
MFG. NO.	934-0814A	CATALOG. NO.	
USED ON:	-	SHEET 1 OF 2	
FINISH	Midnight Black Wrinkle	MATERIAL	ALUM/CRS
		REV.	0

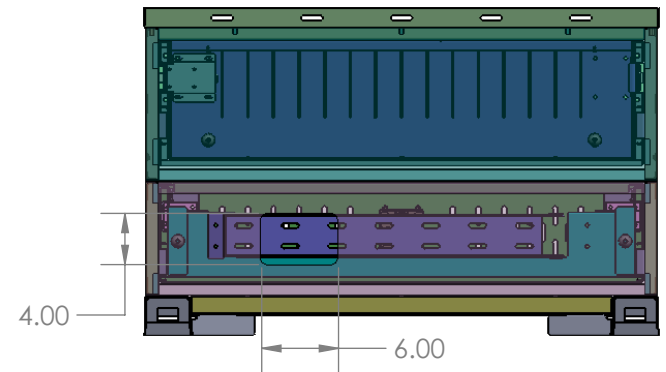
Assembly Instructions:

- Order 2X 12 V Fans, Part# 210-0015
- Install 2X Fans with filter.
- Run extension cable from fans till opening on cabinet back.
- Use cable cover and ziptie to conseal.
- Leave 2 feet of cable from hole opening.

REV.	DESCRIPTION	NCR#	DCR#	BY	DATE	APPROVED



Cabinet Assy Rear View



	NAME	DATE	ELECTRONICS CO., LTD. DANDR-ANSI-A REV2 APRIL 1, 2009	SIZE
DRAWN	VM	05July17		A
CHECKED	AD	05July17	Path: Y:\M\MECH_DATA\934-Files\934-0814A Ford Explorer Dual Drawer Cabinet\ File: 934-0814A Date: Thursday, July 13, 2017 2:37:49 PM	
THE INFORMATION CONTAINED WITHIN THIS DRAWING IS PROPRIETARY AND CONFIDENTIAL. AND IS THE SOLE PROPERTY OF DandR ELECTRONICS CO., LTD. IT MAY NOT BE REPRODUCED AT WHOLE OR IN PART WITHOUT THE WRITTEN PERMISSION OF DandR ELECTRONICS CO., LTD.			DESCRIPTION: Ford Explorer Dual Drawer Electronic Storage Cabinet	
FINISH			MFG. NO.	CATALOG. NO.
Midnight Black Wrinkle			934-0814A	
			USED ON:	SHEET 2 OF 2
			-	
			MATERIAL	REV.
			ALUM/CRS	0